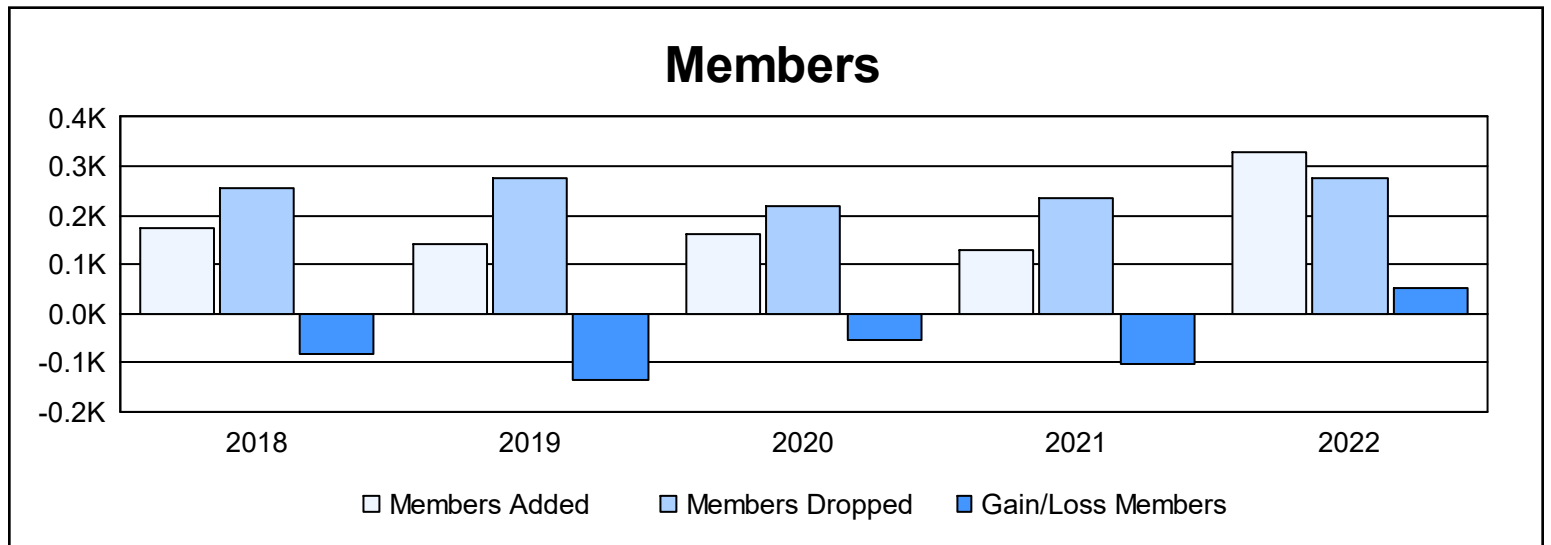
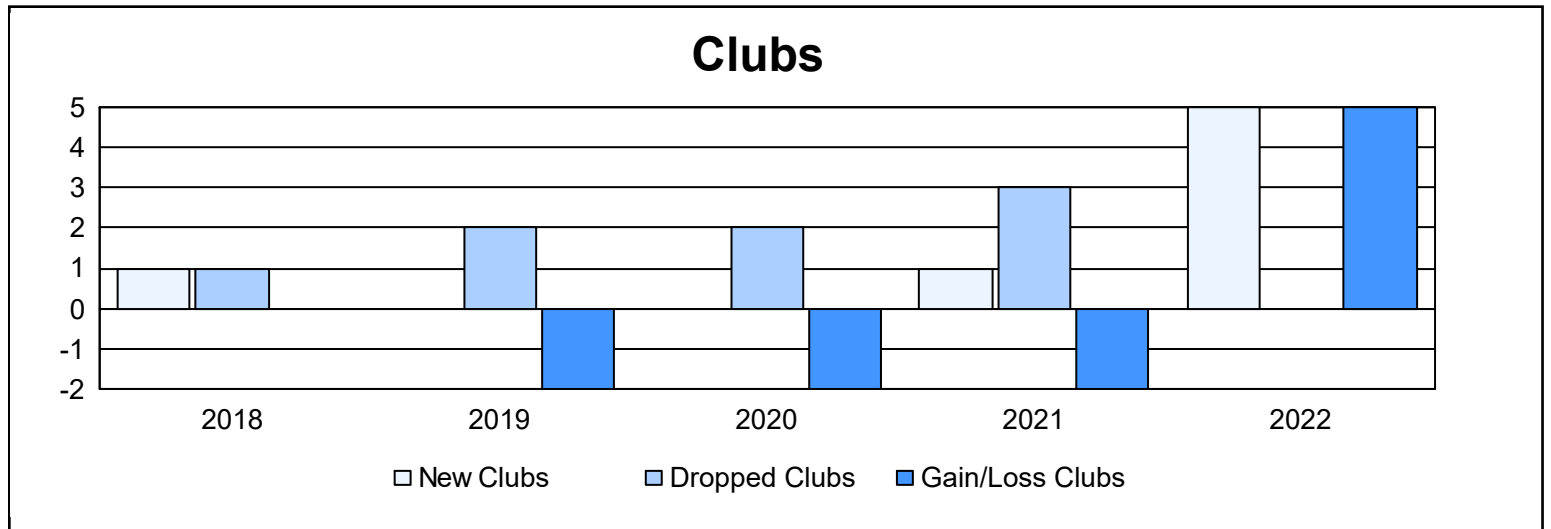
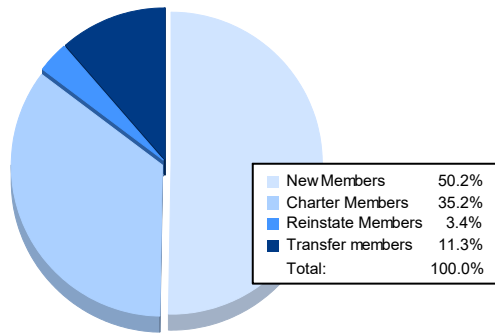


Year	New Clubs	Dropped Clubs	Gain/ Loss Clubs	New Members	Charter Members	Reinstate Members	Transfer Members	Total Member Added	Total Members Dropped	Gain/ Loss Members
2017-2018	1	1	0	121	21	6	25	173	255	-82
2018-2019	0	2	-2	119	0	6	17	142	277	-135
2019-2020	0	2	-2	122	0	10	30	162	217	-55
2020-2021	1	3	-2	81	21	16	13	131	236	-105
2021-2022	5	0	5	164	115	11	37	327	276	51
<b>Average</b>	<b>1</b>	<b>2</b>	<b>0</b>	<b>121</b>	<b>31</b>	<b>10</b>	<b>24</b>	<b>187</b>	<b>252</b>	<b>-65</b>



### Membership Composition June 2022 Cumulative



### Gender Composition June 2022 Cumulative

